



# The Impact of Kijing International Port to Pontianak's Economic Growth

**Ir. AMIRULLAH, MA. Secretary of Pontianak Municipality**



**Pontianak**  
Kota Khatulistiwa

*Delivered on  
Asia Competitiveness Institute (ACI) Webinar  
Thursday, October 17th, 2024*



# Profile, Access and Geography: The Advantage of Pontianak



## FUNCTION

The capital city of West Borneo Province



## LOCATION

Western part of Borneo Island, the equator city



## POPULATION

680.852 inhabitants.



## ADMINISTRATIVE AREA

118,13 Km2, consists of 6 Districts, 29 Sub Districts



Located in Borneo Island - Indonesia, with distance of 90 minutes Flight From Jakarta



Supadio Airport, the gateway to West Kalimantan, is located just 15 minutes drive from Pontianak. The Airport's growing number of domestic flights makes Pontianak an even more convenient destination.

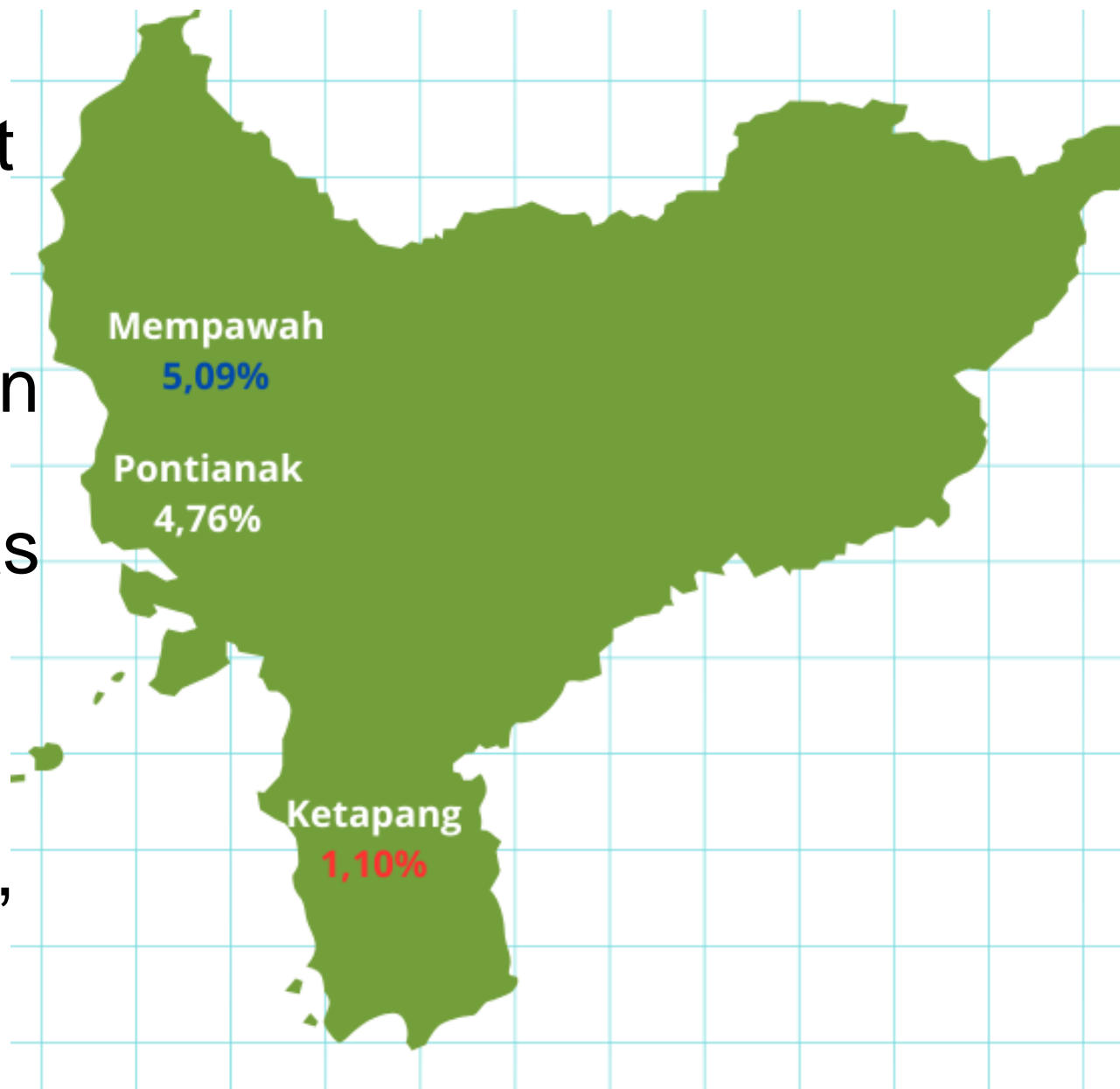


Pontianak's distance is 94 km or 2 hr 25 min drive to Kijing International Port

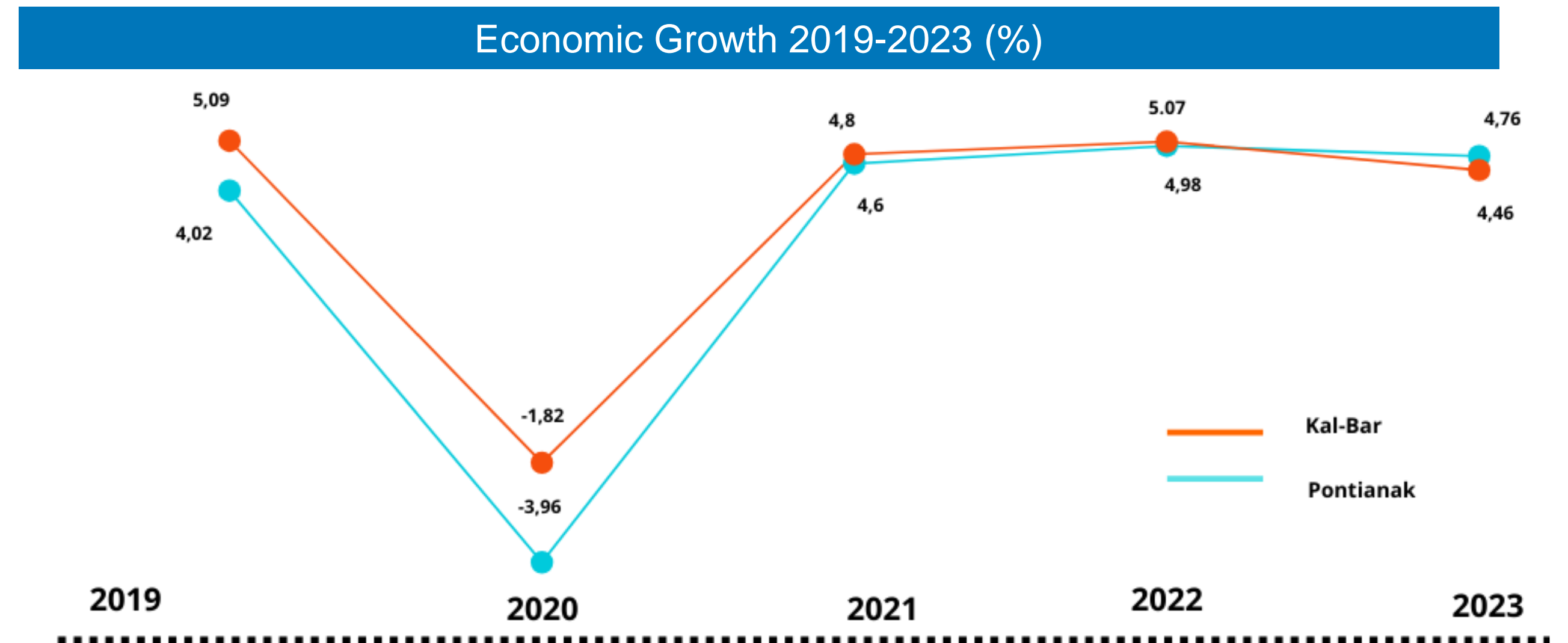
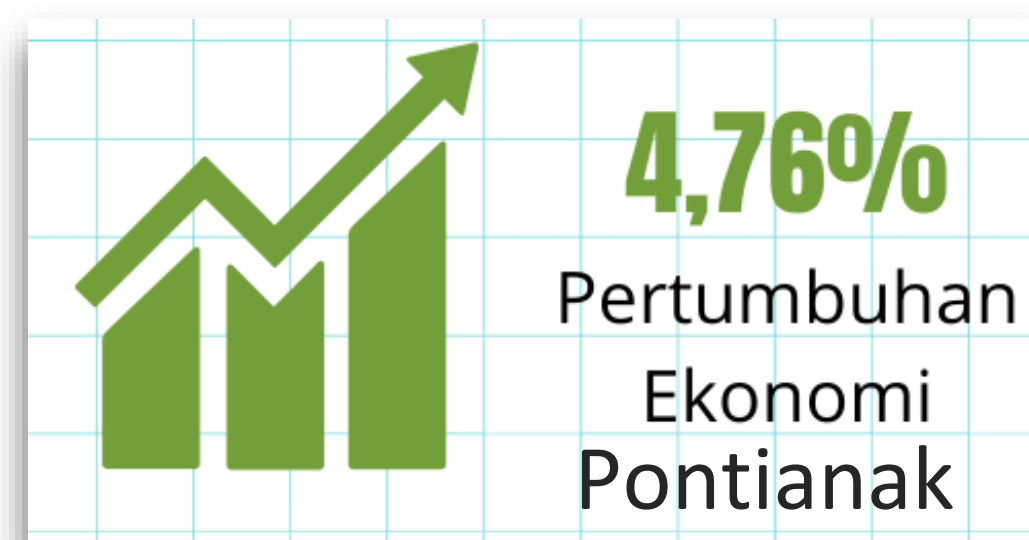
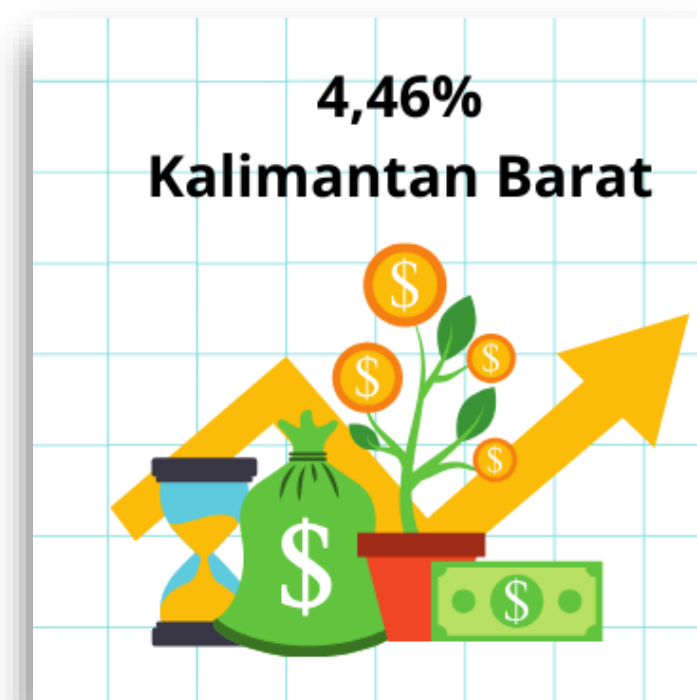


## ECONOMIC GROWTH OF PONTIANAK MUNICIPALITY

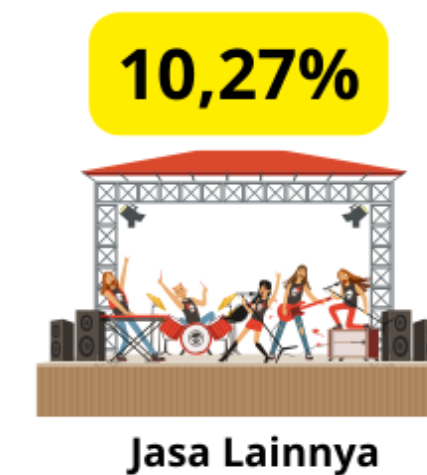
In 2023, the highest economic growth in West Kalimantan Province occurred in Mempawah Regency, which was 5.09%, while the lowest economic growth occurred in Ketapang Regency, which was 1.10%.



**Economic growth in Pontianak City is above the average economic growth in West Kalimantan, which is 4.76% (with the average economic growth in West Kalimantan of 4.46%).**



**In 2023 Pontianak's Economics grew for 4,76%, or 0,30% above West Borneo Province.**



Pemulihan ekonomi pasca pandemi covid-19 mulai terasa di tahun 2023, berbagai event mulai kembali dilaksanakan seperti konser musik, festival kebudayaan, dll

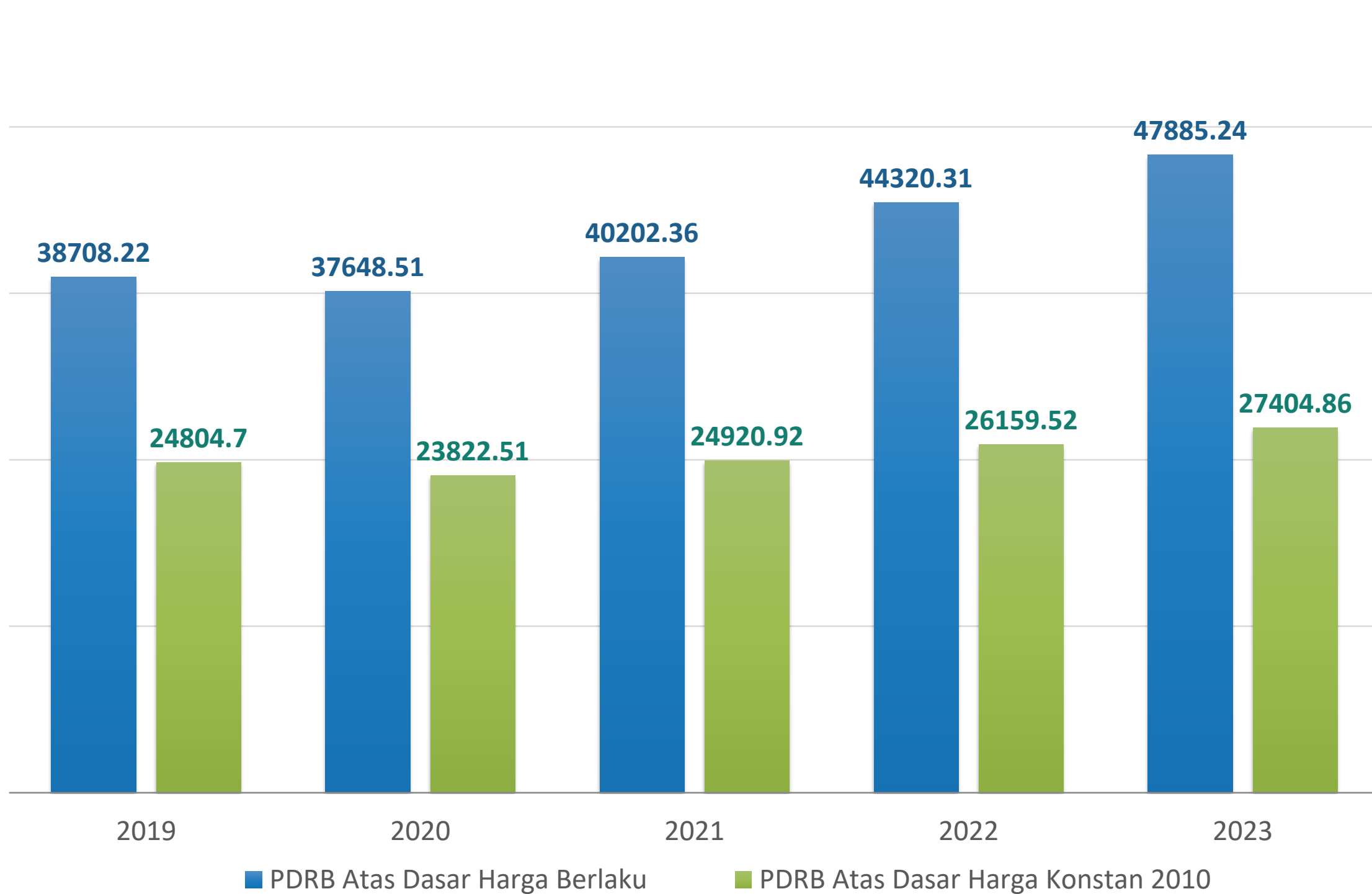


Menggeliatnya perekonomian membuat aktivitas penyewaan seperti pertokoan dan ruko maupun sewa rumah mengalami peningkatan

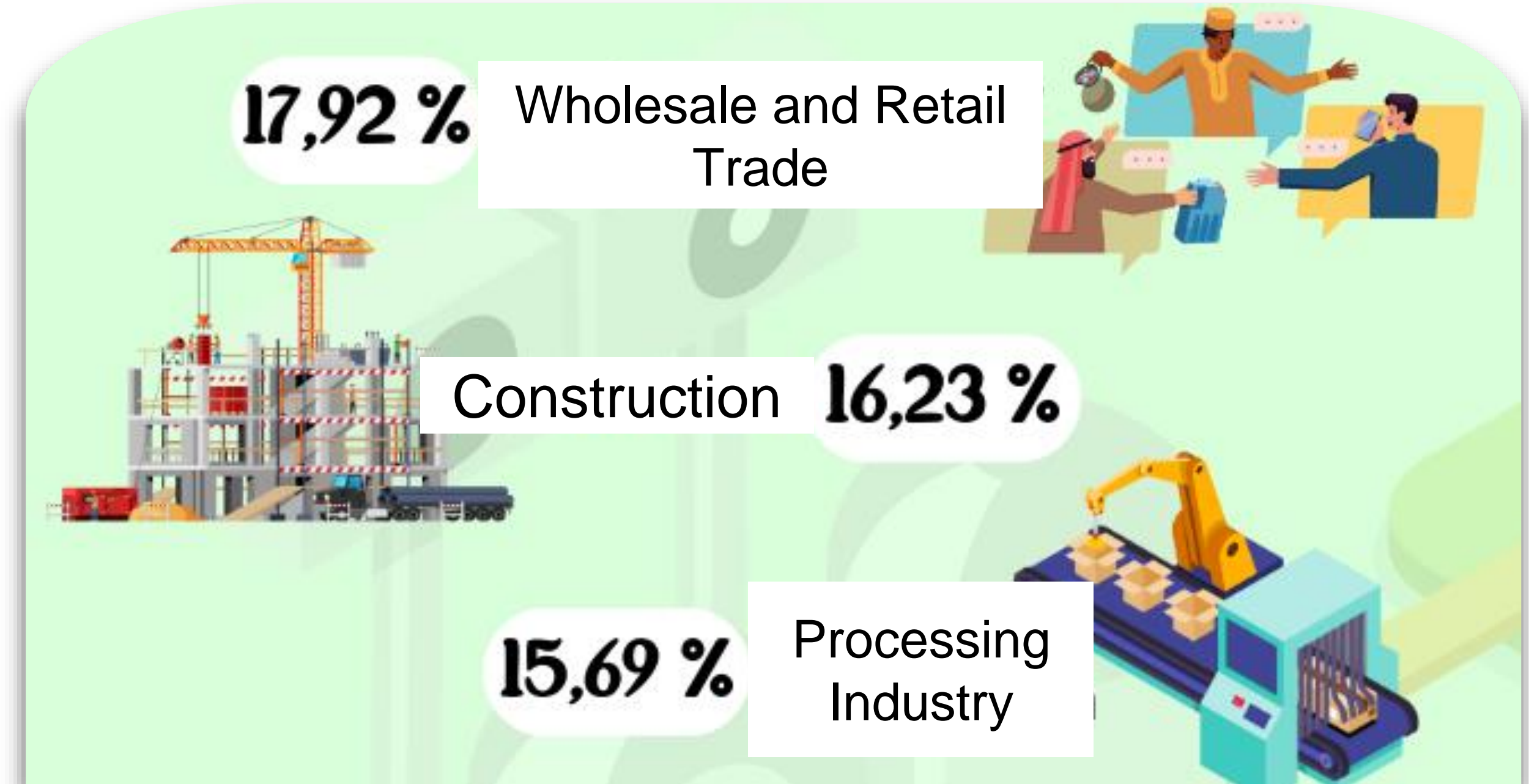
Health Services and Social Activities were the categories that grew the best during 2023, reaching 15.26 percent. Followed by Other Services Sectors (10,27%) and Real Estate Sector (10,05%)

## GROSS REGIONAL DOMESTIC PRODUCT OF PONTIANAK MUNICIPALITY

Gross Regional Domestic Product (trillion rupiah)  
2019 - 2023



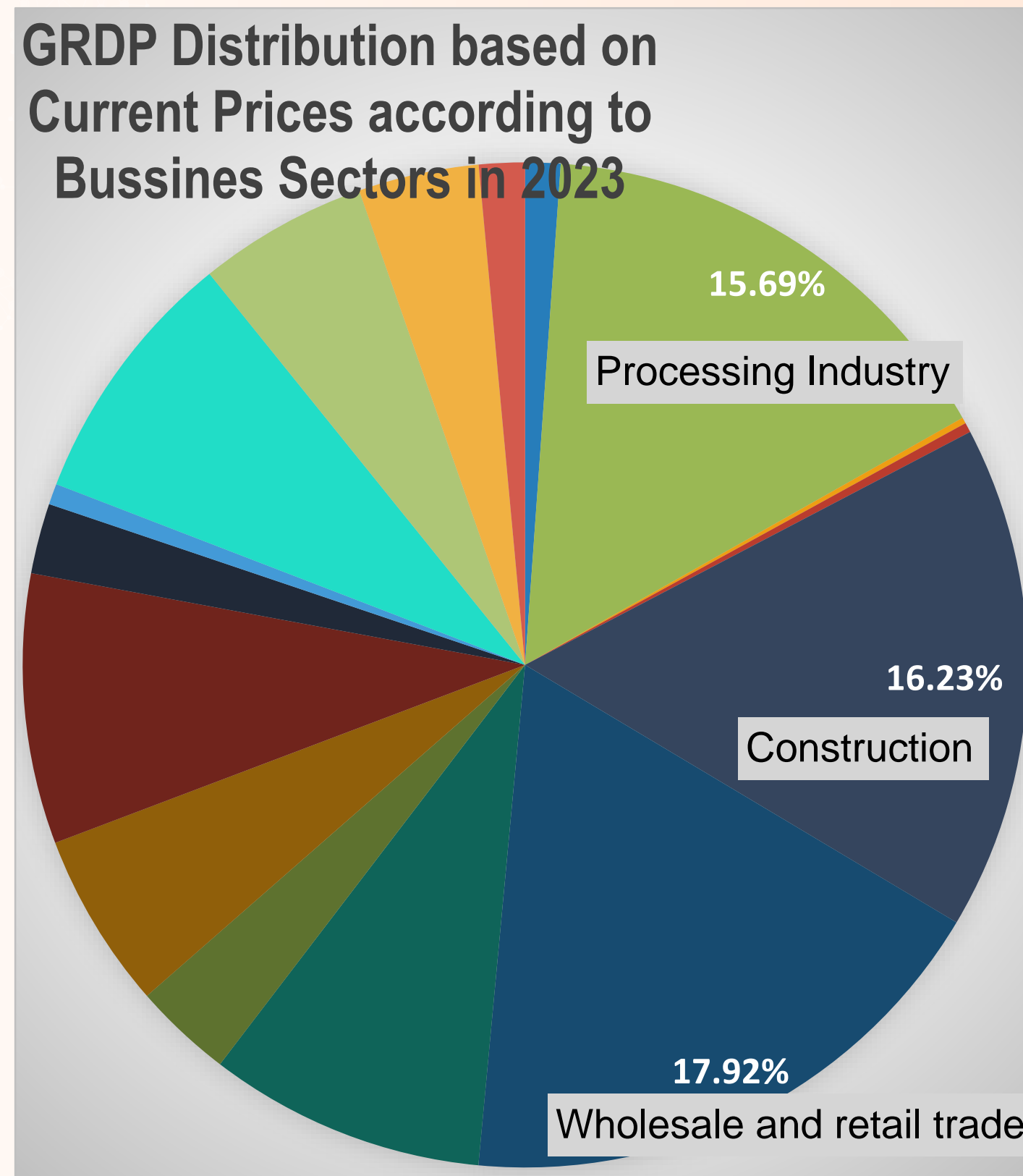
### 3 Largest Sectors Forming Pontianak's City GRDP in 2023



In 2023, the value of Pontianak City's GRDP based on current prices (ADHB) was 47.88 trillion rupiah. Compared to the previous year, this value increased by 3.5 trillion rupiah. The increase in the GRDP value was influenced by the increase in production in the categories that dominate Pontianak City's GRDP, Wholesale and Retail Trade (17,29%), Construction (16,23%) and Processing Industry (15,69%)

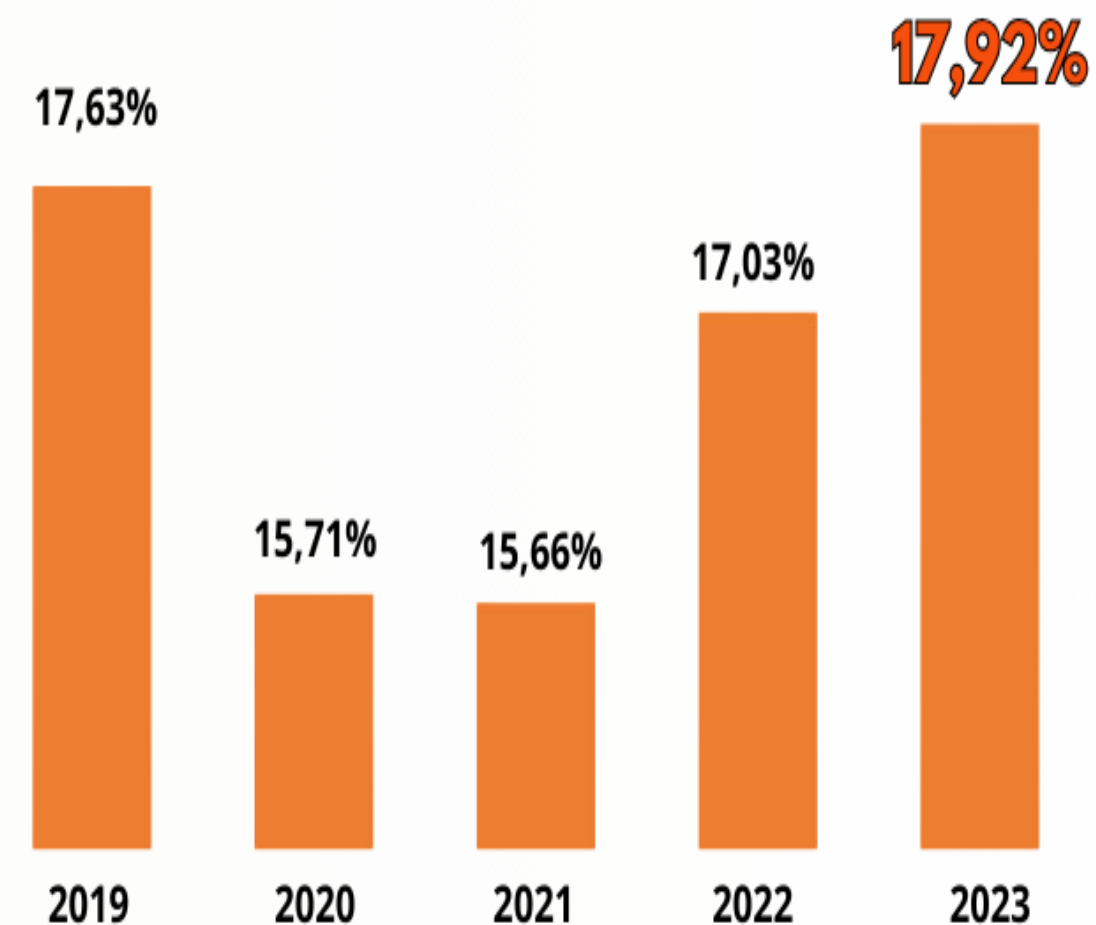


# Trading Sector: The Main Driver of Pontianak City GRDP in 2023



In 2020-2022, the Manufacturing Industry sector became the largest contributor to the Pontianak City economy, taking over the Wholesale and Retail Trade business sector; Car and Motorcycle Repair which experienced a weakening due to the impact of the Covid-19 Pandemic.

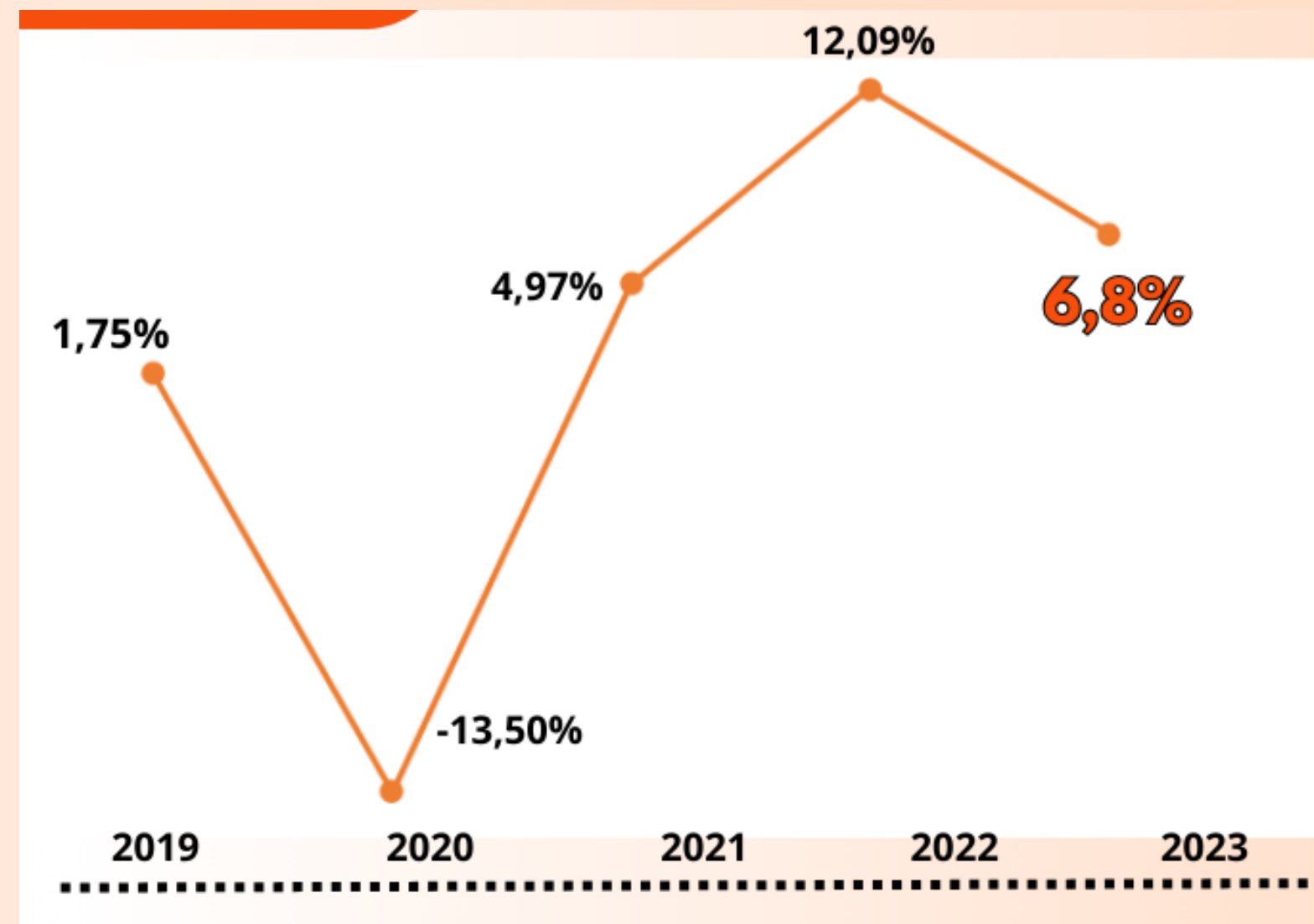
## Trading Sectors last 5 years



Over the past 5 years, the Wholesale and Retail Trade Category; Automobile and Motorcycle Repair **contributed more than 15 percent.**

**8,58 Trillion Rupiah**

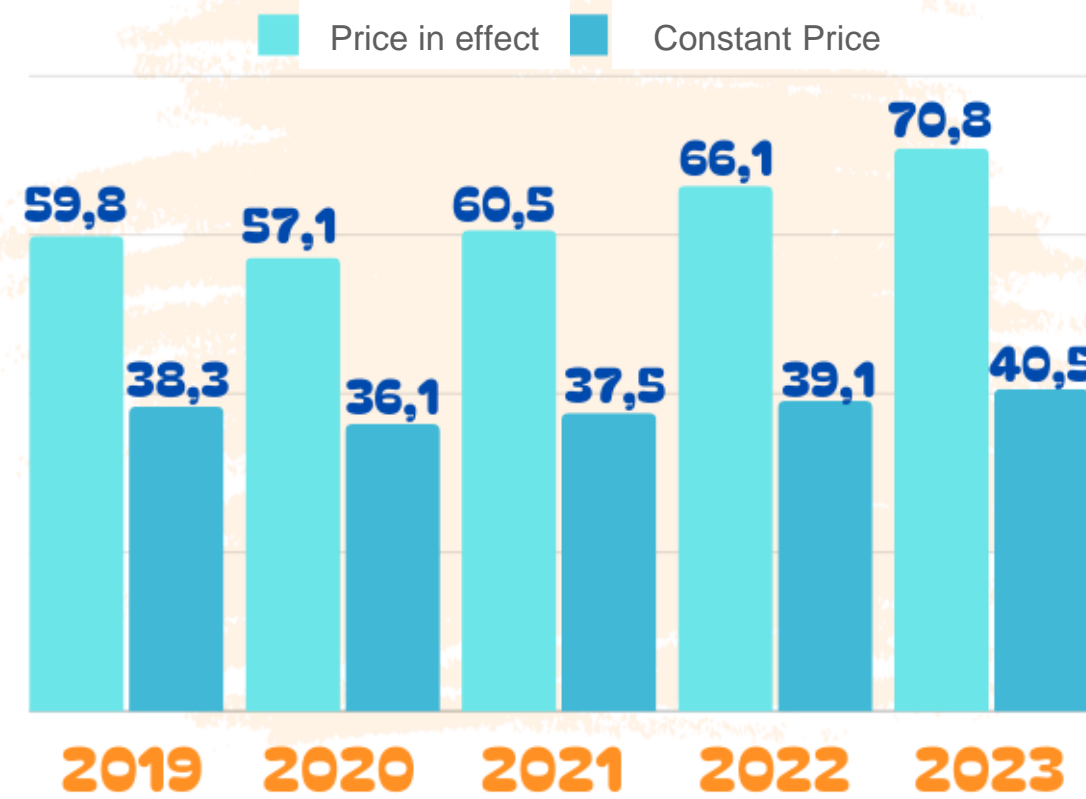
In 2023, the contribution of this category reached 8.58 trillion rupiah or around **17.92 percent (growing 6.80 percent).**



In 2020, this category experienced a significant impact due to the **Covid-19 pandemic**, having **negative growth of -13.5 percent.**

However, in the following year, this category began to grow and **experienced peak growth reaching 12.09 percent in 2022.** Meanwhile, in 2023, this category **grew slowly at 6.80 percent.**

GRDP Per Capita  
in million Rupiah



**70.8** Juta  
Rupiah  
On the basis of Current Price  
(ADHB)

**40.5** Juta  
Rupiah  
On the basis of Constant Price  
(ADHK)



The average income of each resident is reflected by GRDP per Capita

From 2019 - 2023, the GRDP per capita of Pontianak City tends to increase

## THREE BUSINESS FIELDS CONTRIBUTING TO GRDP PER CAPITA 2023 (in Million Rupiah)

On the Basis of Current Price



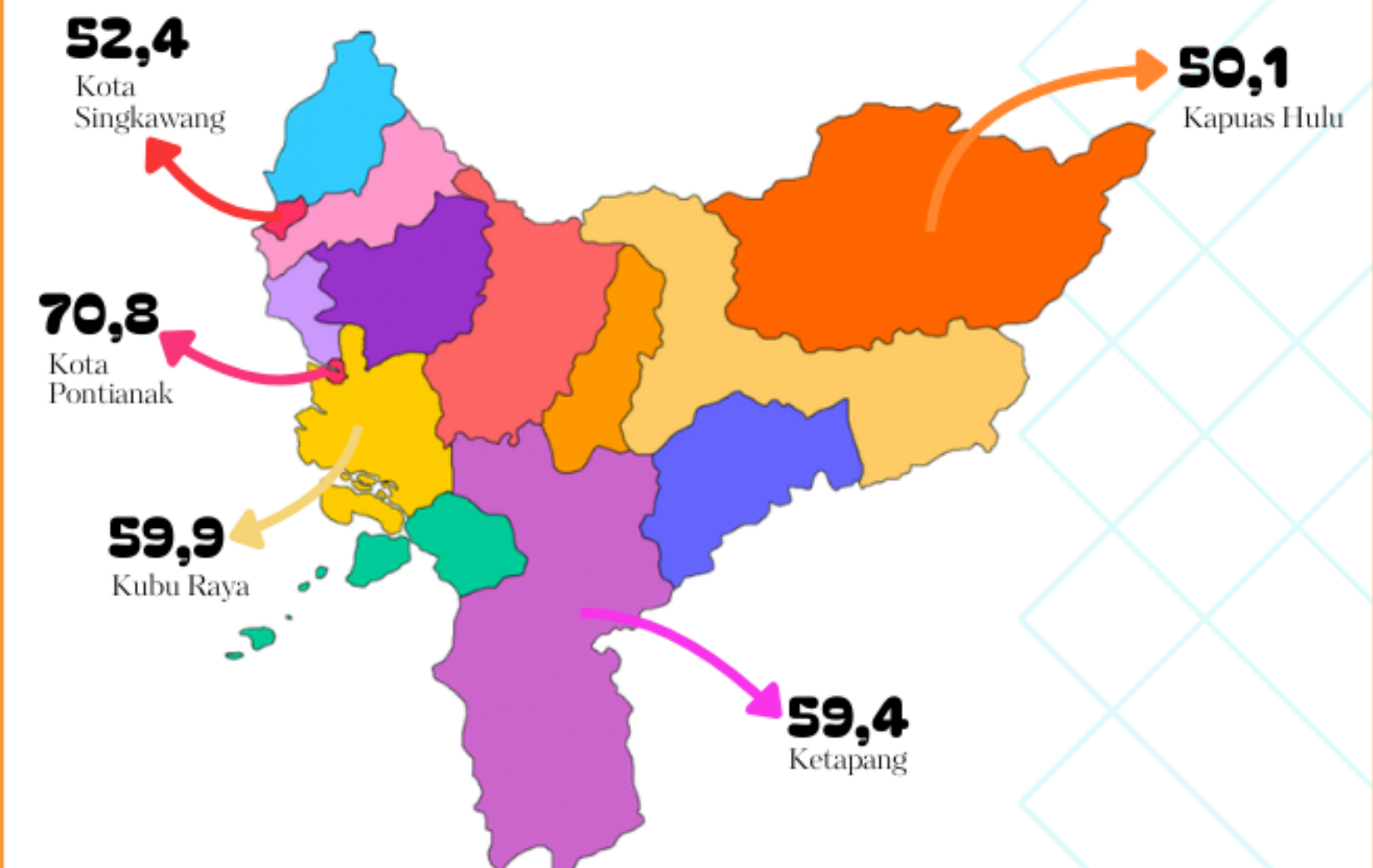
On the Basis of Constant Price



Three major business in grew best in 2023 based on **Current price** and **Constant price** are:

- Wholesales and retail
- Construction
- Processing Industry

## FIVE HIGHEST GRDP PER CAPITA IN WEST KALIMANTAN PROVINCE (in Million Rupiah)



GRDP Per Capita of Pontianak City is the highest in West Kalimantan Province (70,8), followed by Kubu Raya Regency (59,9), Ketapang Regency (59,4), Singkawang Regency (52,4) and Kapuas Hulu Regency (50,1)



## Pontianak Inflation by December 2023

**0,66%**  
(M-to-M)

**2,09%**  
(Y-to-D)

**2,09%**  
(Y-to-Y)

The Consumer Price Index (CPI) in December 2023 experienced inflation, increasing compared to inflation in the previous month, 560 influenced by an increase in inflation in the volatile food group (such as rice, chicken, oil, etc.) mainly and the administered prices group (such as airfares)

Komoditas Penyumbang Utama Inflasi (M - to -M)



Komoditas Penyumbang Utama Inflasi (Y - to -Y)



Rice is the main cause of inflation in Pontianak City due to the impact of El Nino and extreme weather -- Head of BPS West Kalimantan Province

## Comparison of Inflation Rate in Pontianak City, West Kalimantan and Indonesia in 2019-2023



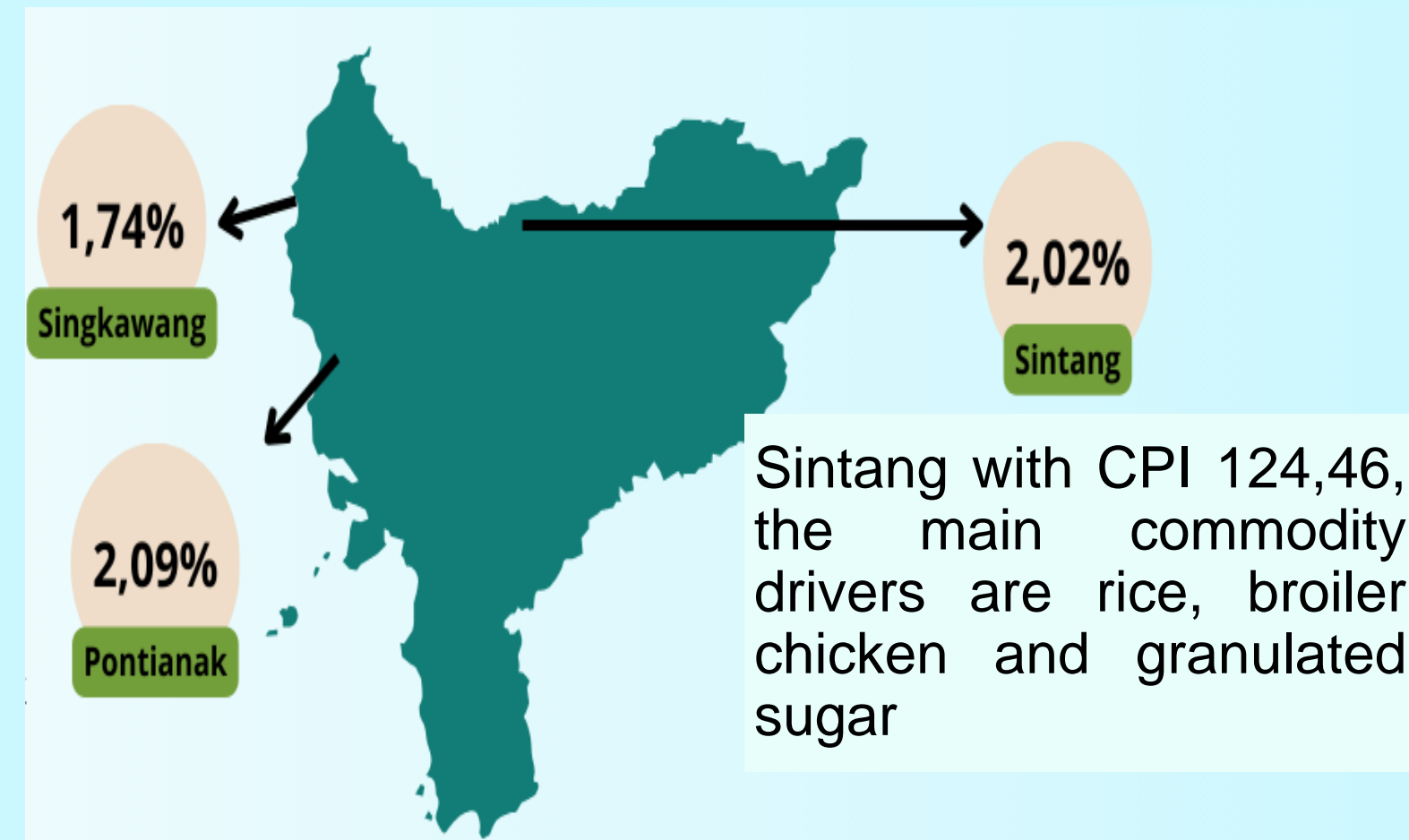
In the last five years, the inflation trend in Pontianak City has shown a decline. Where, year-on-year inflation in 2023 reached 2.09%, lower than inflation in 2022 of 6.35%

### Government Efforts to Suppress Inflation

Monitoring Food Price

Monitoring Transportation Ticket Price

Maintaining food distribution



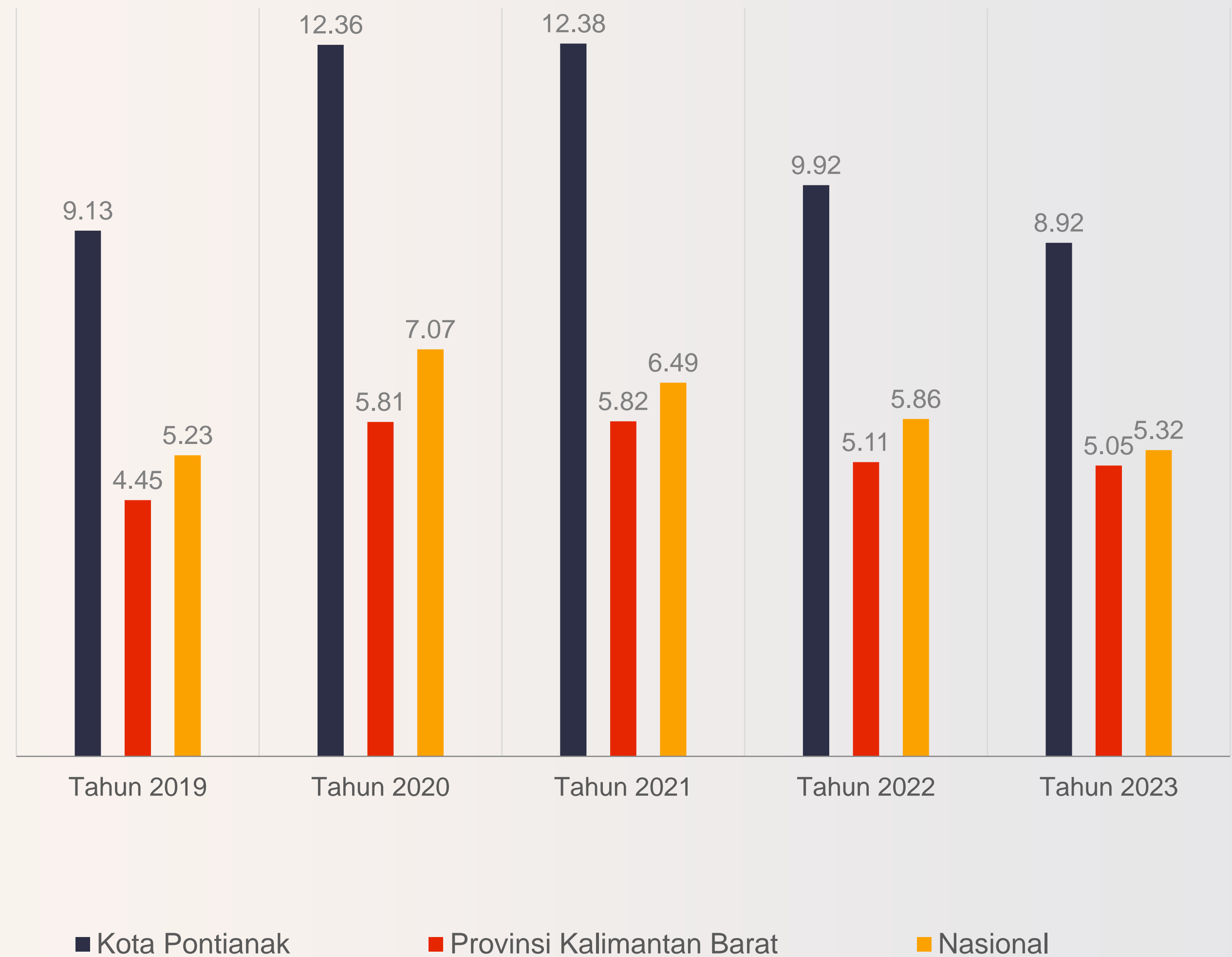
Singkawang with CPI 115.08. The main drivers of commodities are rice, filtered kretek cigarettes, and garlic

**Pontianak with CPI 116.61. Main commodity drivers are rice, air force tariffs and cigarettes**





## OPEN UNEMPLOYMENT RATE OF PONTIANAK CITY COMPARED TO WEST KALIMANTAN PROVINCE AND NATIONAL LEVEL(%)

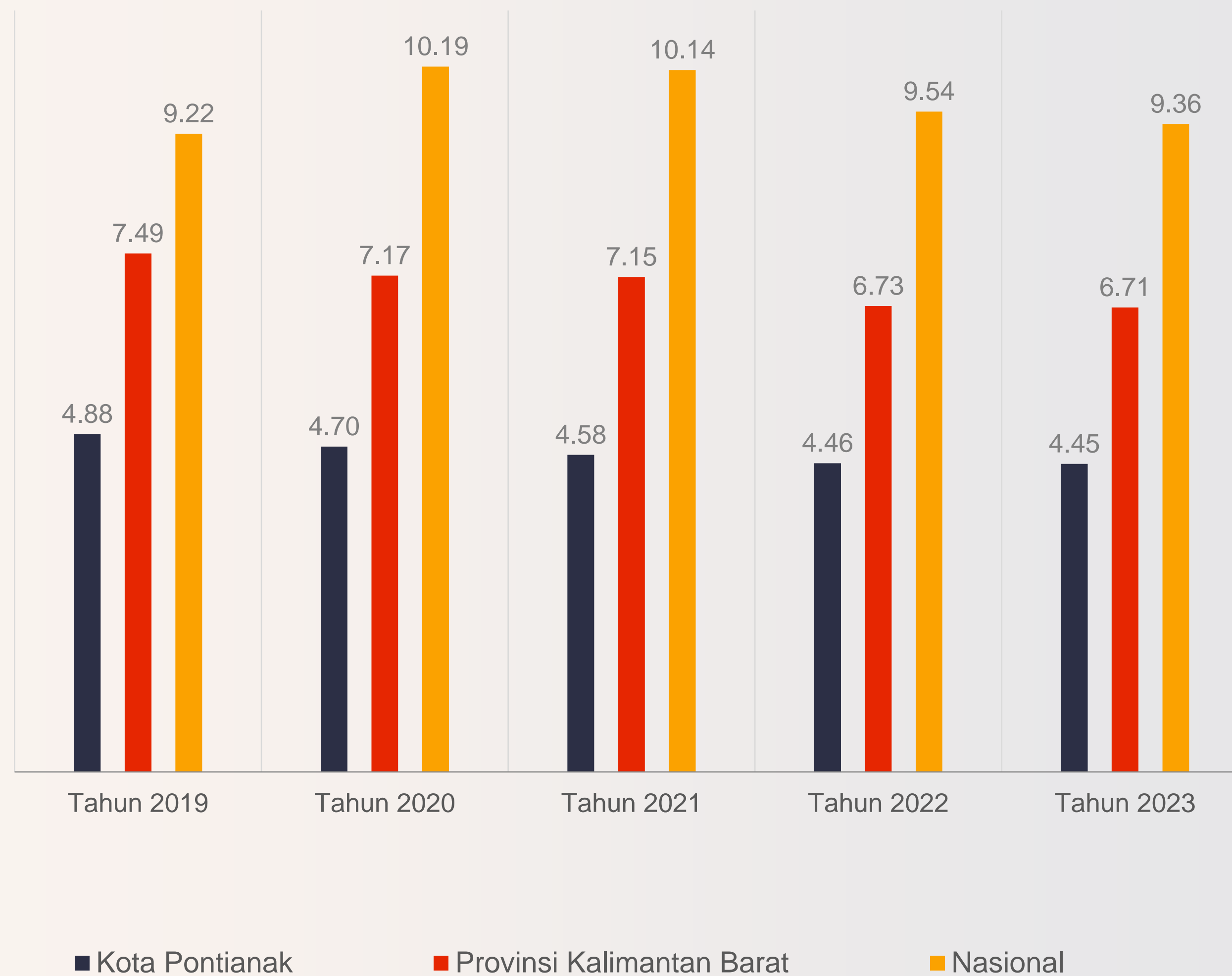


Sumber: Badan Pusat Statistik Kota Pontianak, 2024





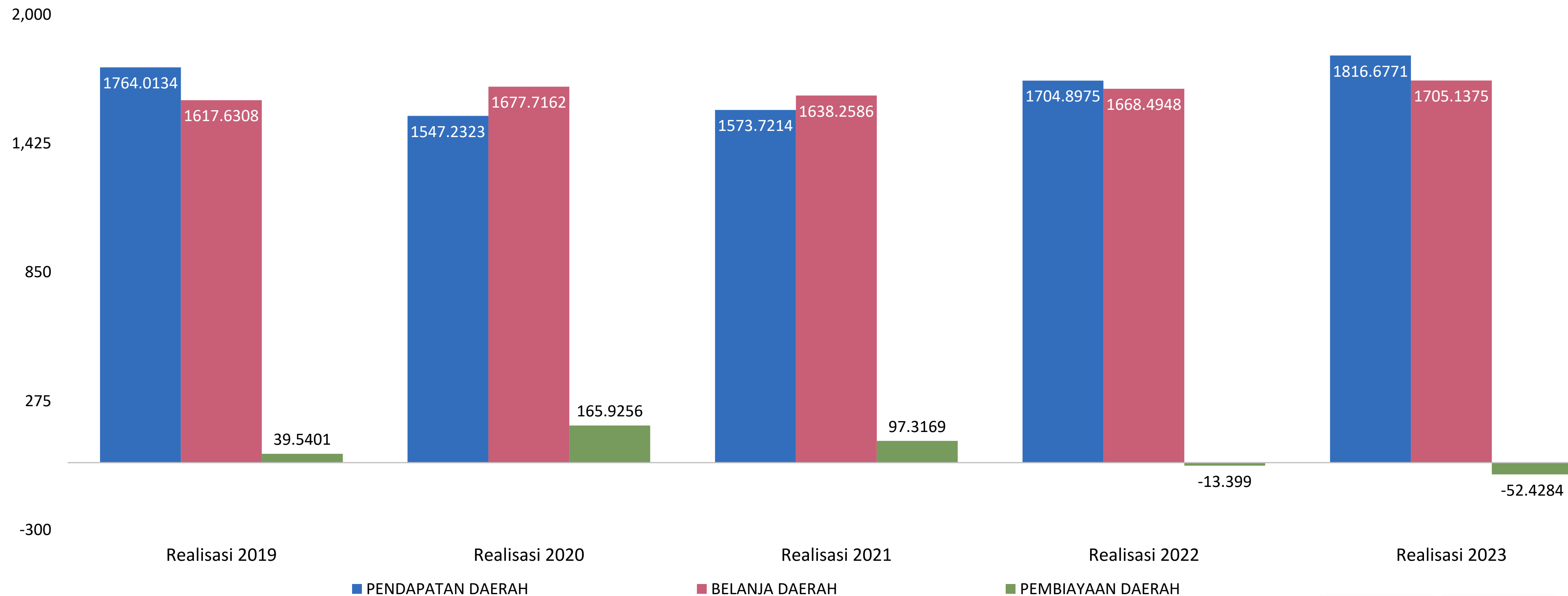
## POVERTY RATE OF PONTIANAK CITY COMPARED TO WEST KALIMANTAN PROVINCE AND NATIONAL LEVEL (%)



Sumber: Badan Pusat Statistik Kota Pontianak, 2024



# Pontianak Municipality's Revenue, Expenditure and Financing Performance 2019-2023 (in Rp. Billion)



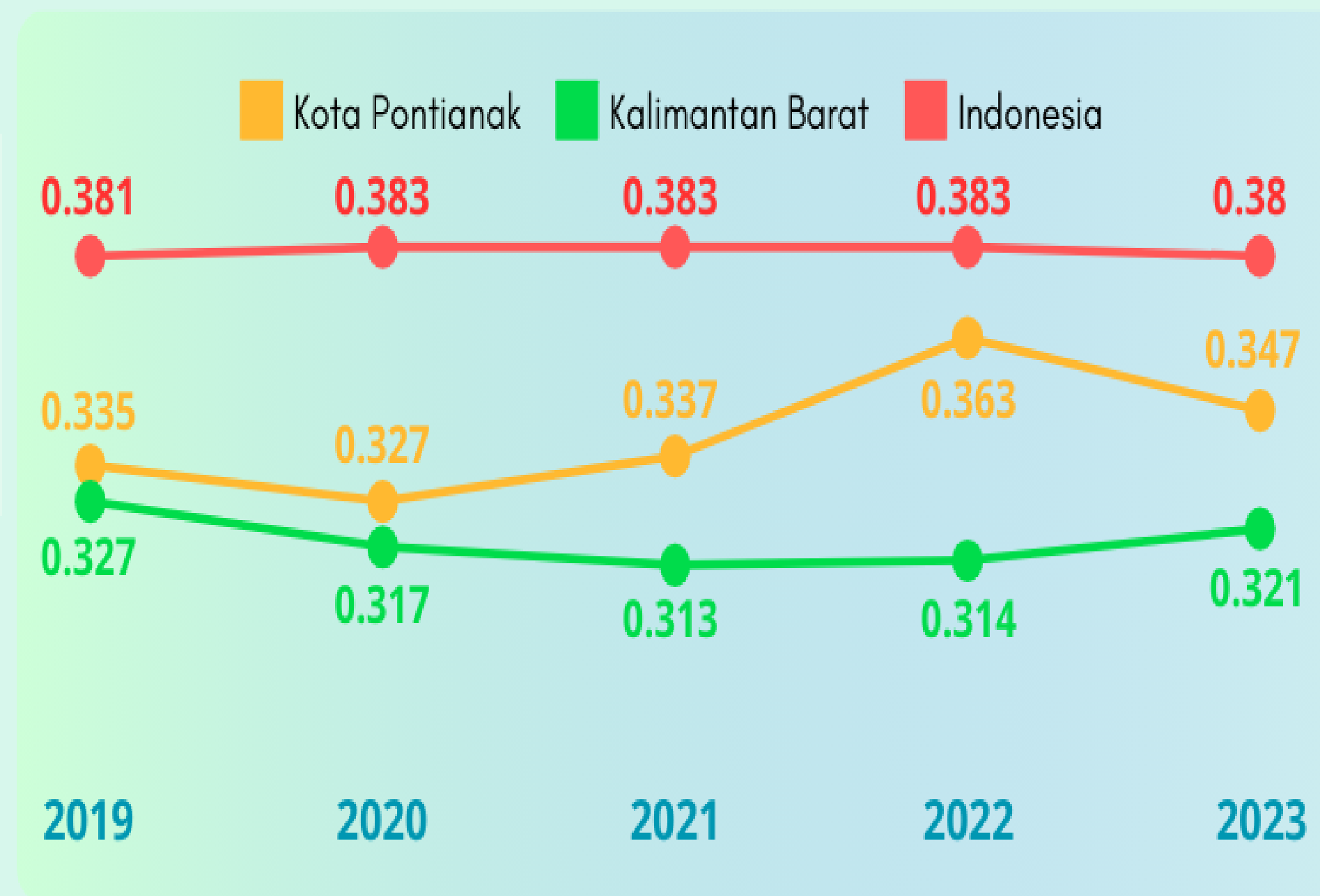
The trend of Pontianak City's regional income performance over the past five years has fluctuated. In 2020, regional income experienced a significant decline of 1,547.23 billion due to the COVID-19 pandemic. However, in 2021- 2023 it slowly increased in line with the economic improvement in Pontianak City reaching 1,816 billion in 2023





# THE GINI RATIO INDEX OF PONTIANAK CITY COMPARED TO WEST KALIMANTAN AND INDONESIA IN 2019 - 2023

The Gini Ratio Index of Pontianak City in 2019-2023 is higher compared to West Kalimantan, but lower compared to Indonesia



The Gini Ratio Index of Pontianak City, West Kalimantan, and Indonesia is included in the moderate inequality category as it is between 0.3-0.5.







# Pontianak Municipality's Long Term Planning Policy 2025 - 2045



# Long Term Pontianak Municipality's Policy Direction 2025-2045

## RPJMD 1: 2025-2029

### Foundation Reinforcement

1. Improving the Quality of Basic Health Services, Education, and Competitiveness of Human Resources including Youth and Sports
2. Arrangement of Regulatory Foundations, Information Technology-Based Government Governance, Appropriate Functional Institutions and Strengthening of ASN Human Resources Based on Merit.
3. Increasing the development of high economic potential areas by optimizing the use and development of green infrastructure that supports regional resilience and the development of the Pontianak City area and its hinterland.
- 4. Preparation of skilled workers according to market needs and increasing innovation in the digital industry ecosystem, green economy, tourism and creative economy.**
5. Arranging the Foundations of a Harmonious Community Life through Collaboration in Realizing Public Order and Peace as the Foundation of Socio-Cultural Resilience

## RPJMD 2: 2030-2034

### Akselerasi Transformasi

1. Acceleration of the Development of Quality, Inclusive and Productive Human Resources including Youth and Sports
2. Strengthening the Acceleration of Competent, Agile and Collaborative ASN Human Resources
3. Improving Equity, Connectivity, and Quality of Infrastructure and Improving Environmental Quality that Strengthens Regional Resilience
- 4. Encourage competitive workforce productivity and economic development green, digital industry ecosystem, tourism and advanced creative economy**
5. Increased Collaboration in realizing Harmonious, Law-abiding, Peaceful and Orderly Community Life to Strengthen Social and Cultural Resilience

## RPJMD 3: 2035-2039

### Global Expansion

1. Strengthening Human Resources Competitiveness, Research and Innovation, and workforce productivity
2. Strengthening adaptive government governance and improving the quality of competitive ASN human resources
3. Development of Metropolitan Area Green Infrastructure with Integrated and Collaborative Planning Institutions Towards Responsive Cities Disaster
- 4. Increasing market expansion by global on local products through the use of integrated infrastructure**
5. Strengthening Collaboration in Realizing a Harmonious, Law-abiding, Peaceful and Orderly Community Life Towards Socio-Cultural Resilience

## RPJMD 4: 2040-2045


### Perwujudan Indonesia Emas

1. Realizing Quality, Advanced and Superior Human Resources
2. Strengthening government governance with integrity, collaboration and adaptation
3. Integrated and Sustainable Management of Infrastructure and New Renewable Energy to Become a Disaster-Responsive City
- 4. Creating a Prosperous Urban Society**
5. Realizing a harmonious society in life, law-abiding, peaceful and orderly with socio-cultural resilience.



## The impact of The Kijing International port to Pontianak

1. The presence of the Port is believed to support the government's intensive downstream and industrialization efforts. Pontianak City will get **multiple added values, both in the form of state revenues and the opening of employment opportunities.**
2. The construction of the Pontianak-Kijing Toll Road will have an impact on the smooth transportation of goods, causing efficiency for the Company, efficiency means increased **profits that will give multiplier effect to Pontianak City economic growth.**
3. The government also plans to widen the road along the Kijing Terminal to Pontianak so that the flow of logistics distribution is smoother. The speed, **smoothness and efficiency of the loading and unloading process** at Kijing Port is expected to reduce costs which will ultimately result in selling prices in the community with a **controlled inflation rate.**
4. The leading commodities served by Kijing Port are palm oil products and their derivatives. Kijing Terminal is also a center for transporting mining goods. Kijing Port is also expected to continue to develop as Pelindo has prepared 2,000 to 3,000 hectares of land behind the Kijing Terminal so that it can be used as an industrial area that will open employment opportunities for Pontianak inhabitants and **reduce open unemployment rate of Pontianak City.**





# The impact of The Kijing International Port to Pontianak

## The Kijing International Port to Pontianak City



Kijing Port is being developed into an international standard port with a digital port concept equipped with modern technology loading and unloading equipment. The Kijing Port development and its multiplier effect will **support Pontianak Municipality development and planning policy 2025 - 2045 as the manifestation of Golden Indonesia in line with Golden Pontianak policy**

- the continued increase in vehicles that will serve the flow of goods transportation is an **object of PKB and BBNKB tax**, which will also provide benefits for the Province and city districts
- Kijing International Port also replaces the role of Pontianak Port which is considered too small for ship loading and unloading activities, especially containers. **Pontianak Port will later be maximized to serve other activities such as passenger ships or Ro-Ro ships and other services to support inter-island passenger activities using sea transportation.**
- The existence of Kijing Port certainly has a positive impact on the GRDP of both the district/city and the province of West Kalimantan, especially it can be obtained from **the revenue sharing for port services** that export or import certain goods, which have not been recorded from the Dwikora Port of West Kalimantan.





Pontianak  
Satulistiwa



# THANK YOU

Arigatou gozaimasu  
ありがとうございます)