



Bambang Hendrawan

Center of Competitiveness And ASEAN Study CoCAS

Pusat Penelitian dan Pengabdian Masyarakat

Politeknik Negeri Batam



BATAM.22.02.2022

Introduction

- **Politeknik Negeri Batam (Polibatam)** is one of vocational higher education in Indonesia that was established in 2000 and has been transform to central government polytechnic in 2010 under Ministry of Education, Culture, Research and Technology.
- The polytechnic with 7600 fulltime-students offers diploma and applied bachelor degree program in 19 study programs based on industrial needs in Batam and Kepri which are: Electronics, Electronics Manufacturing, Mechatronics, Robotics, Instrumentation, Power Plant Engineering, Mechanical, Ship design and consruction, aircraft maintenance, Informatics, Multimedia and Networking, Animation, Cyber Security, Geomatics, Software Application Technology, International Trade Logistic, Business Administration and managerial Accounting and Accounting
- The Polytechnic implement ISO 9001:2015 for higher education quality management, Project/problem/product-based learning that linkage with the industries needs

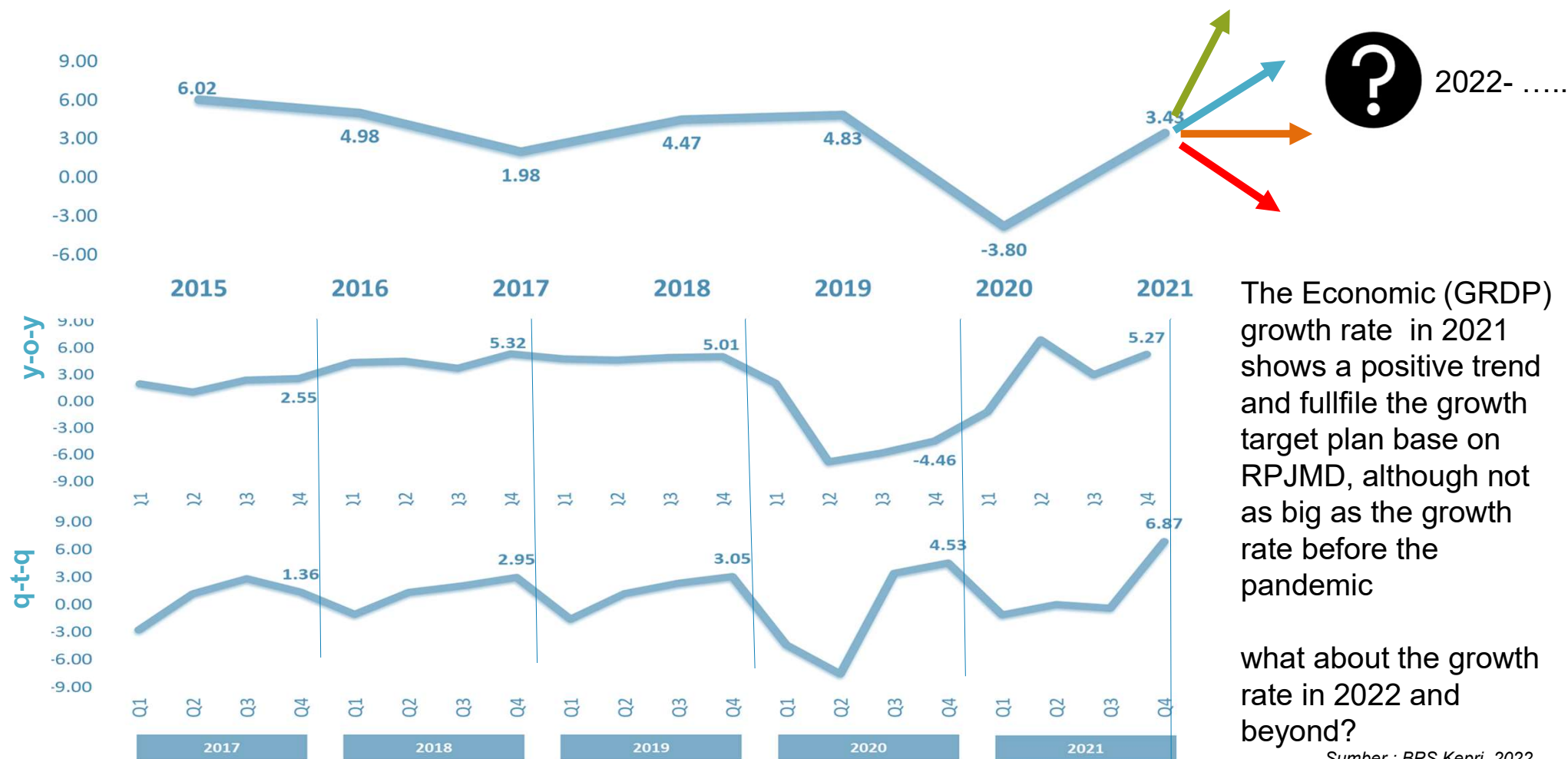


Introduction

- **CoCAS** is one of research & study center under Center of Research and Community Services State Polytechnic of Batam that concern to study the competitiveness of kind of special zone its implication for company, region, nation and community within special zone in Indonesia. It was established in 2012
- Since 2020, to follow up cooperation with Ministry foreign affair of Republic Indonesia, Polibatam assigned CoCAS become the study center that also concern about ASEAN Growth and Relationship Development study and connected to all ASEAN study center network from many universities in Indonesia




:: GRDP Growth of Riau Islands Province 2016-2021



Sumber : BPS Kepri, 2022

:: The Most and Less contribution for Economic Growth by Sectors 2021



No	Sector	Share (%)	growth (%)	share growth (%)
1	Gross Fixed Capital Formation	42,89	3,22	1,29
2	Household Consumption	40,76	0,78	0,32
3	Export Net	10,55	13,12	1,78
4	Government Expenditure	5,42	-1,16	-0,06
5	Non-Profit Institutions Serving Household	0,25	3,14	0,01

No	Sector	Share (%)	growth (%)	share growth (%)
1	Manufacturing/Processing Industry	42,03	6,45	2,63
2	Construction	19,29	4,74	0,86
3	Information and communication	2,57	9,59	0,3
4	Health Services	0,93	12,3	0,12
5	Trade and Repair	8,15	1,07	0,08

No	Sector	Share (%)	growth (%)	share growth (%)
12	Real Estate	1,13	-3,56	-0,05
13	Agriculture, Forestry and Fisheries	3,07	-2,65	-0,08
14	Accommodation Provision	1,15	-6,69	-0,1
15	Mining and excavation	12,59	-0,74	-1,11
16	government administration	2,43	-8,42	-0,21

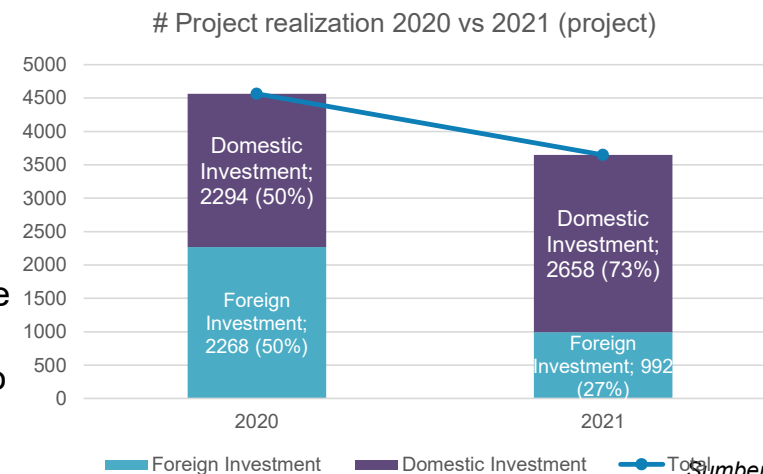
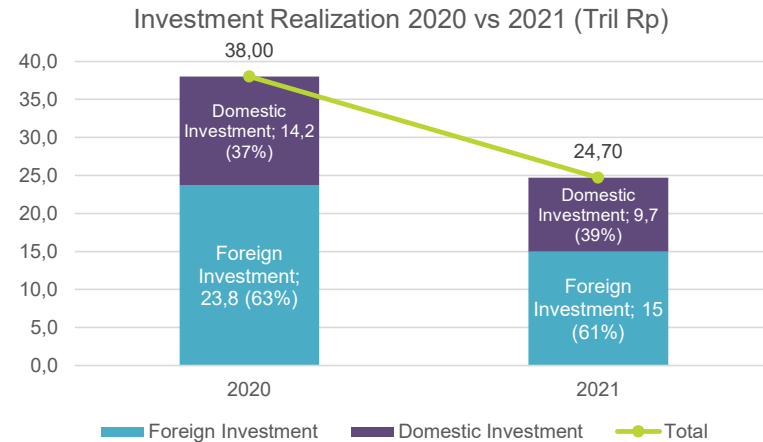
Several sectors that have a fairly high share can still grow in 2021, especially the processing and construction industries, as well as trade, plus a number of small share sectors such as information and communication and health services which also grew during the pandemic. Meanwhile, several sectors such as real estate and the provision of accommodation are sectors affected by the pandemic. Unfortunately, the mining, agriculture, forestry and fisheries sectors, which are one of the most potential leading sectors in the Riau Islands province, will not contribute to 2021 growth.

:: The Riau Islands Province Investment Realization rank in 2021

Rank 2021

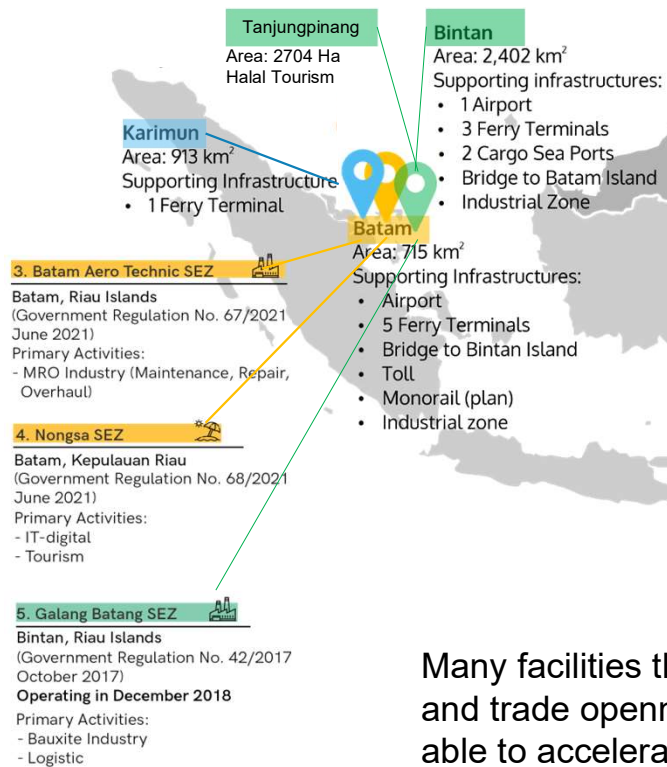
1. West Java Rp 136,1 triliun dengan 13.847 proyek
2. DKI Jakarta Rp 103,3 triliun dengan 34.739.
3. East Java Rp 79,6 triliun dengan 16.075 proyek.
4. Banten Rp 58 triliun dengan 6.342 proyek.
5. Riau Rp 53,1 triliun dengan 2.949 proyek.
6. Central Java Rp 52,7 triliun dengan 9.723 proyek.
7. North Maluku Rp 43,8 triliun dengan 425 proyek.
- 8.....
- 9.....
- 10....
- 11....
12. Riau Islands Rp 24,7 Trilliun dengan 3650 proyek
(decreased from 2020 on the 8th rank)

Along with the decline in the investment realization rating compared to other provinces, the investment realization of the Riau Islands Province in 2021, both in terms of investment value and the number of projects has decreased compared to 2020. **Why?**



Sumber : BPS Kepri, 2022

:: FTZ and SEZ in Riau Islands Province

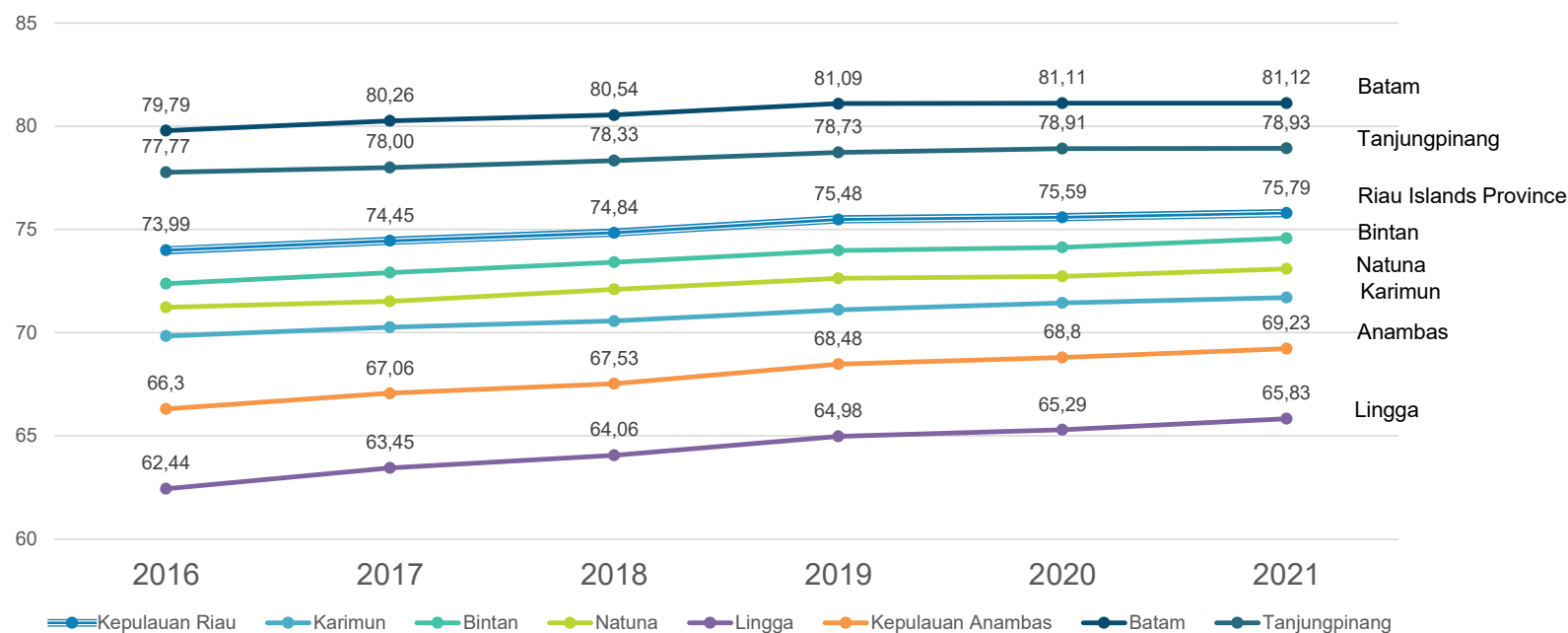


The only one province in Indonesia that have 4 FTZ dan 3 SEZ

Many facilities through strategic economic zones development and trade openness in the Riau Islands Province have not been able to accelerate investment realization in 2021. Why?



:: The Riau Islands Human Development Index

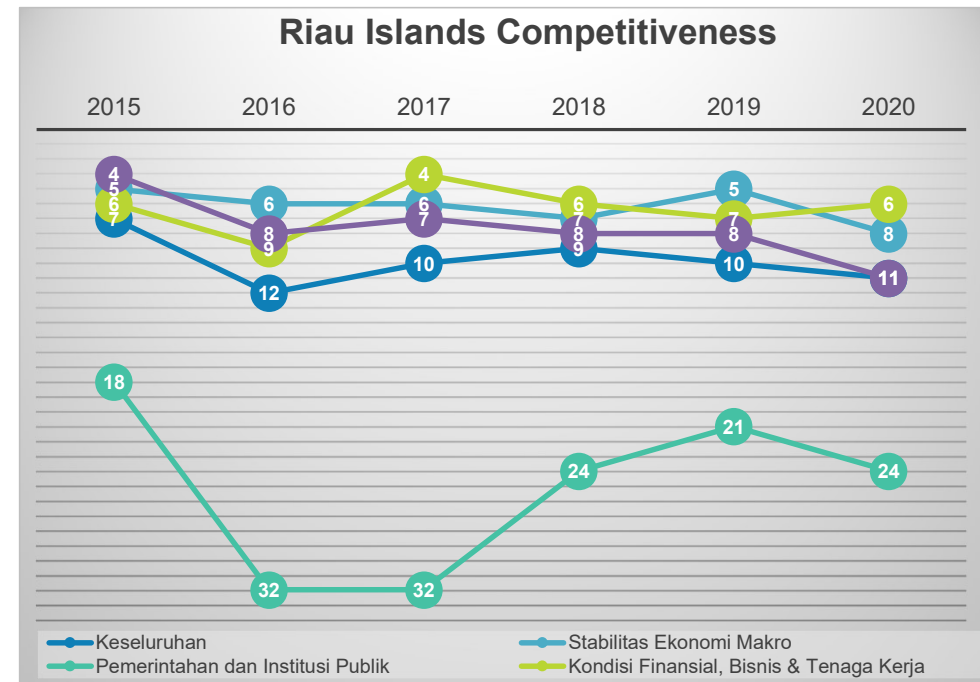
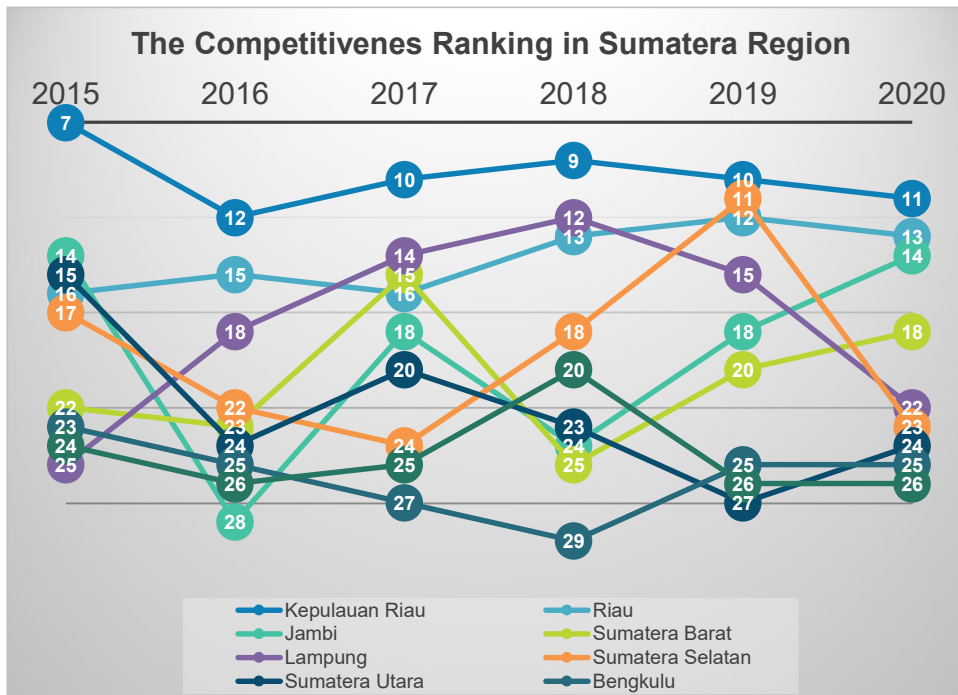


In general, the human development index in 2021 has increased, however, the positive trend from previous years still leaves homework related to equitable distribution and access of human development program in several districts/cities.

:: Highlight National Strategic Project in Riau Islands

- Strengthening of KPBPB BBK
- Bintan Aerospace Industrial Estate Development
- Nongsa Batam Tourism Strategic Area Development
- Lagoi Bintan Tourism Strategic Area Development
- Development of Aerocity Area of Hang Nadim Airport Batam
- Development of Batu Ampar, Kabil and Tanjungpinggir Ports, Batam
- The SEZ development includes the Sekupang Batam Health SEZ plan
- Batam-Bintan Bridge Construction
- Trans Road development and natural gas utilization in Natuna
- Industry-based Polytechnic/Community Academy development
- Development of basic infrastructure (electricity, gas, raw water, industrial waste treatment, etc.)

The Riau Islands Competitiveness 2015-2020



Riau Islands is the province with the highest competitiveness ranking among the provinces in the Sumatera region for the last 5 years, but still have

How is its competitiveness in 2021 and its potential in the coming years?

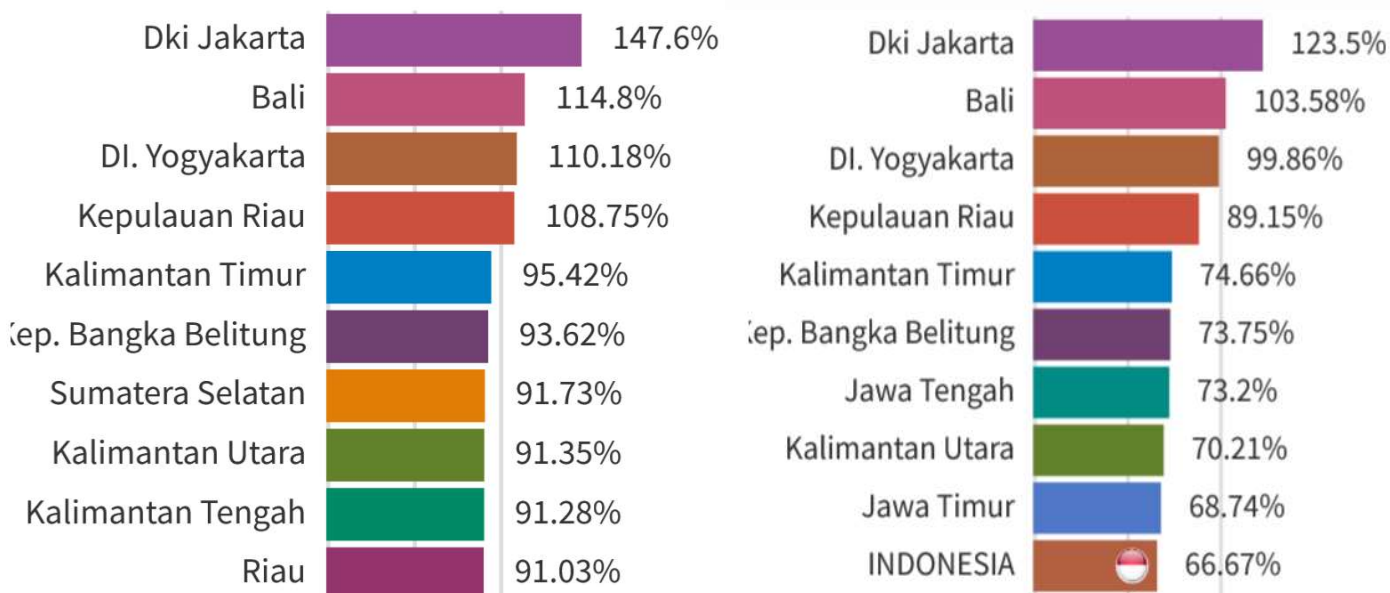
:: Progress of Vaccination Riau Islands per Feb 2022

1st dose
1.720.875
108,75%
4th National Ranks

2nd Dose
1.413.888
89,15%
4th National Ranks

3rd Dose
(Booster)
102.204
6,45%

The Riau Island is the province with the 4th highest ranking of national vaccination progress achievements after Jakarta, Bali and Yogyakarta, It means Riau Islands is province with 1st rank vaccination progress achievements outside Java-Bali area



:: Framework for Economic Strategic of Riau Islands



:: Highlights of Economic Strategies for Riau Islands Province

- With 95% of its territory being ocean, Riau Islands Province must be committed to increasing its ability to empower maritime potential and make the maritime sector (fishery, marine tourism, shipping, sea transportation and marine energy) a leading sector in the future with a minimum share of 20% to the province's economy. Riau Islands
- Increasing competitiveness and added value of processing industries, construction through the application of industry 4.0 technology, and streamlining business processes for licensing and investment in processing industry sectors that provide high added value for processed products from Indonesia
- Increase awareness of environmental sustainability and massively develop renewable energy
- Taking advantage of the momentum of digital transformation in various aspects of life, including continuing the development of technology-based applications that can increase the productivity of SMEs, government and the development of the high value-added industry in game and animation.
- Encouraging increasing the capacity and quantity of human resources in leading sectors
- Encouraging the establishment of synergies between all interested parties in the development process
- Encouraging integrated management of tourism activities and providing sustainable experiences and good impressions
- Continually continue to carry out basic infrastructure development and equitable development in remote areas in particular.



**Batam Centre, Jl. Ahmad Yani, Tlk. Tering, Batam Kota,
Kota Batam, Kepulauan Riau 29461**

Telp. 0778-469856 Ext. 1017



www.polibatam.ac.id



[polibatamofficial](https://www.facebook.com/polibatamofficial)



[@polibatamofficial](https://www.instagram.com/polibatamofficial)



[PolibatamTV](https://www.youtube.com/PolibatamTV)



[@poli_batam](https://twitter.com/poli_batam)